


Carpet tile sticker

Fast, secure and flexible installation of
carpet tiles without the use of adhesive



ege®



With the carpet tile sticker, the subfloor remains intact

The carpet tile sticker is fixed to the subfloor and the time-saving installation method doesn't require adhesive. The carpet tile sticker is approved for both contract use and installations in private homes.

The adhesive-free method has the following advantages

- High flexibility when it comes to the type of subfloor and project
- Minimal waste
- Maintains the original shape of the carpet tile
- Resistant to moisture and temperature fluctuations
- Doesn't damage the subfloor with adhesive and carpet remnants
- Easy replacement and recycling of used carpet tiles
- No drying time

The carpet tile sticker offers a high level of flexibility, as it's applicable for installation on top of most subfloors. This makes it suitable for the renewal of flooring, where it can be installed directly on top of parquet flooring, etc. It's also perfect for new builds and for improving existing carpet-tiled floors. With raised office floors, the carpet tile sticker provides fast access to cables under the floor.

Fast and easy replacement of existing carpet-tiled floors as well as the possibility of reusing the tiles are flexibility advantages with both financial and environmental benefits.

Installation instructions – it's as easy as this


In terms of handling, the carpet tile sticker offers many advantages over adhesive. A pack of stickers weighs significantly less than a bucket of adhesive, and there's no need for brushes and rollers. The subfloor requires no additional preparation, so simply follow the general instructions provided with the Ege Carpets installation instructions.

How to use the carpet tile sticker


- Define your starting point for laying the tiles
- Remove the foil from the back of the carpet tile sticker
- Place the sticker as illustrated, depending on tile size
- Fasten the first tile to the subfloor
- Repeat the process and build up using the staircase principle as illustrated. NB: this only applies to 48×48 and 96×96 cm carpet tiles

The carpet tile sticker creates a strong connection between the subfloor and the carpet tile, but if it needs replacing, the existing tile can be removed easily when pulled upwards. The new tile can now be laid.

After installation, there's a minimum of waste and no adhesive bucket, brushes or rollers to be cleaned or disposed of. The carpet tile sticker can be used for all Ege Carpets' tufted and woven carpet tiles on non-absorbent surfaces.



48×48 cm carpet tiles



96×96 cm carpet tiles

Approved for contract use (high wear resistance)

Size: 106×110 mm

Consumption: 432 stickers per 100 m²

Item number: 8027069

ege[®]